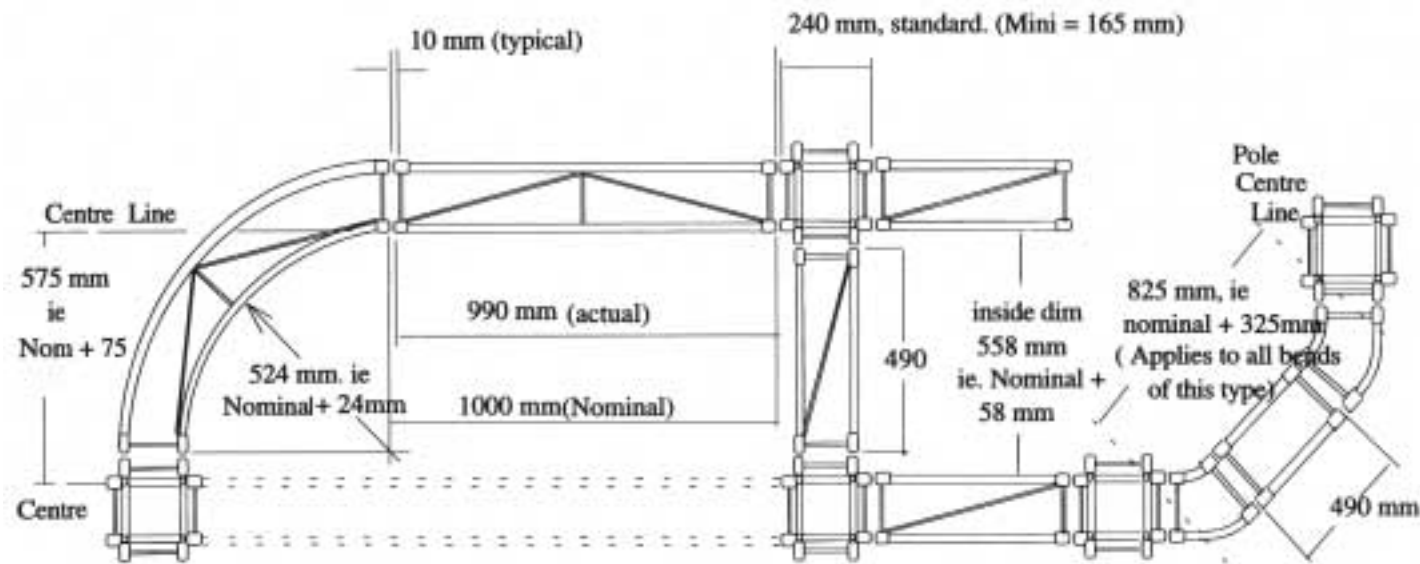
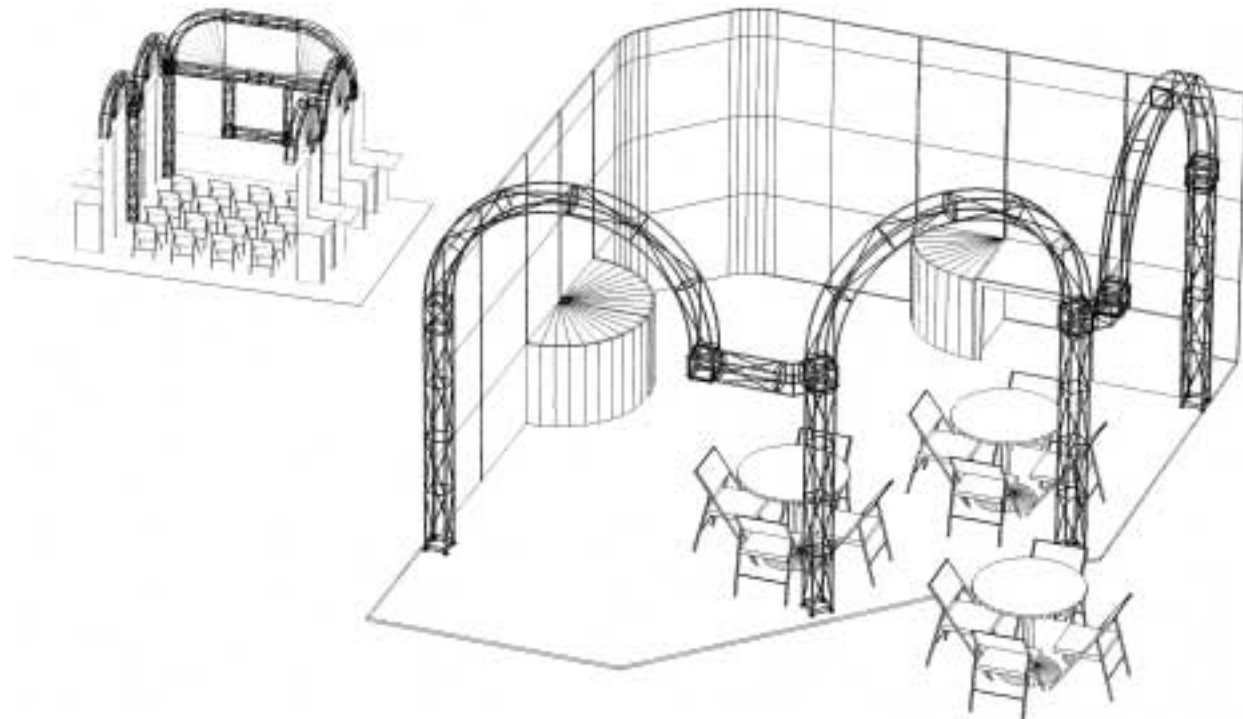
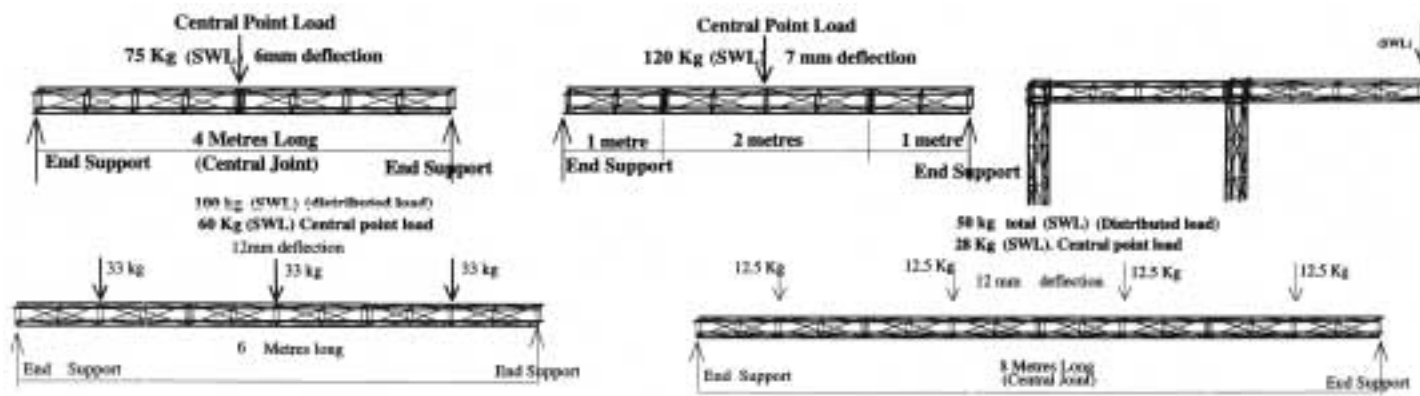


## Principle Dimensions for Sizing Graphics etc.



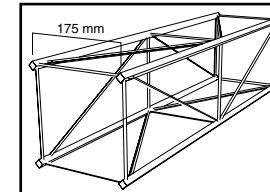
Note: the standard spaceframe cube is equivalent in length to a 250mm straight section. 'Mini' cube is 175mm long including connector.

## Details of Standard 4 Pole Beam Strengths



## Standard 4 Pole, 175 mm

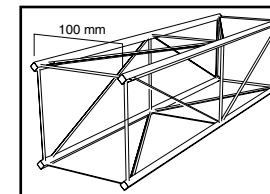
50 Kg safe working distributed load on an 8 metre long beam with two end supports.



Standard size:  
175mm centre to centre - 4 pole

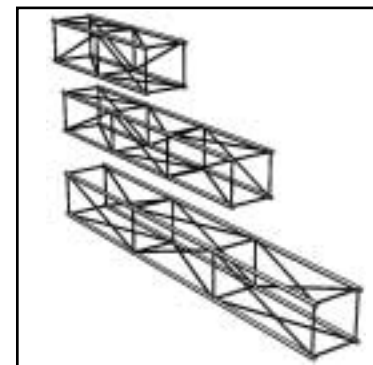
## Mini 4 Pole 100 mm

50 Kg safe working distributed load on an 5 metre long beam with two end supports.



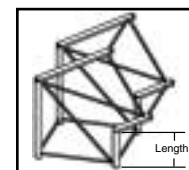
Mini size:  
100mm centre to centre - 4 pole

## Beams, Standard and Mini



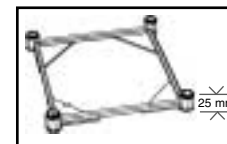
Ref 700S/700M Length m	Price £
2.00	131
1.50	106
1.25	104
1.00	84
0.925	84
0.75	78
0.675	78
0.50	55
0.425	55
0.25	45
0.196	41
0.175	41

## Bends, Standard and Mini



Angle	Length mm	Ref	Price £
30	65	730	58
45	75	732	58
60	90	734	58
90	23	736	58

## Foot Plate



Note: Height adjustment is rarely needed.

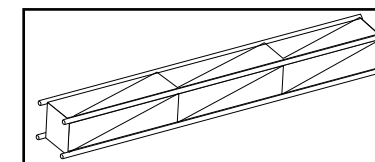
Ref 0750 Description	Price £
Foot Set of 4 height adjusting screws	38
	22

Specify standard or mini.

## Illuminated Straight Space Frame

A real advantage in exhibition stands!

Illuminates stand and graphics clamps, Tube to Tube

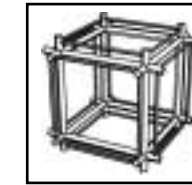


Standard Colour is Opal. Other colours on request. Price includes illuminated acrylic core, standard or mini beam, Weiland connector.

Length m	Ref	Price £
2.00	830	370
1.50	832	330
1.00	834	310
0.75	836	266
0.50	838	250

Steel and FR white nylon coat as standard

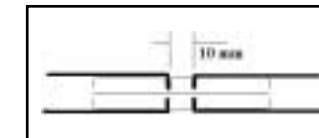
## Cubes (6 direction junctions)



Ref	Price £
720	89

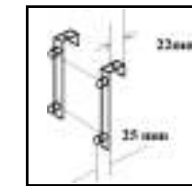
Specify standard or mini.

## Space Frame Connectors



Description	Ref	Price £
Set of 4 connectors	725	18.50
Tommy bar allen key	728	6.00

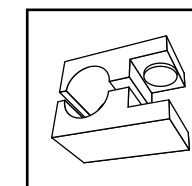
## Wall Hook (Attachment)



Description	Ref	Price £
Connection to panels	0740	34

Specify standard or mini.

## Clamps for adjoining panels and graphics



Panel Thickness up to 15 mm  
Panel dimensions less 20 to 25 mm than the internal distance between beams.

Description	Ref	Price
Clamp	0840	10.30

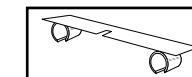
## Track Lighting and Accessories

Lighting track includes:

Connection to space frame.  
(Specify Standard or Mini) and Weiland connector.

Description	Ref	Price £
Lighting Track 0.60 Metre Long	800	83
Lighting Track 1.20 Metre Long	802	94
Lighting Track 2.35 Metre Long	804	122
Track to Track Connector (Straight)	806	13
Track to Track Connector (2 m Cable)	808	32

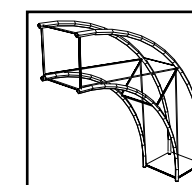
## Individual Lights (not track mounted)



Specify "extension arm" halogen lighting as for panel system, ref. 0570 and 0572

D x L	Ref	Price £
Standard lighting mounting plate	SS829	79
Mini lighting mounting plate	MS829	79
Direct plate mounted 75 Watt halogen complete with 2M Weiland Loop	MS or SS 823	79
Direct plate mounted 150 Watt halogen complete with 2M Weiland Loop	MS or SS 824	79

## Curved (Quadrant) beams



Internal Radius	Ref	Price £
1.00	710	240
0.75	712	205
0.50	714	183

Specify standard or mini.